

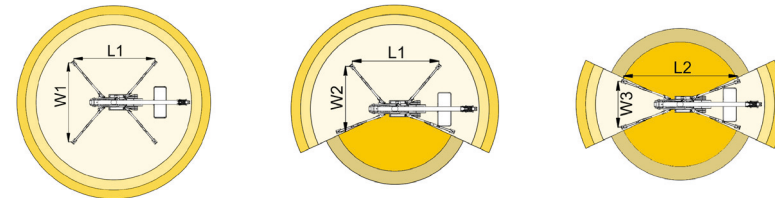
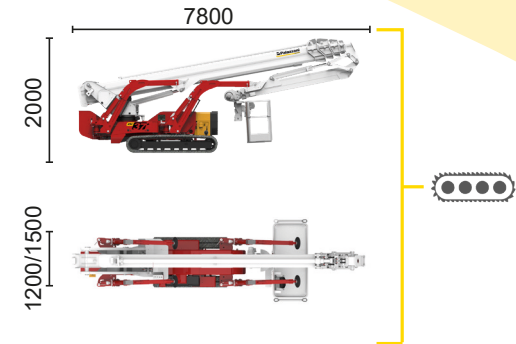
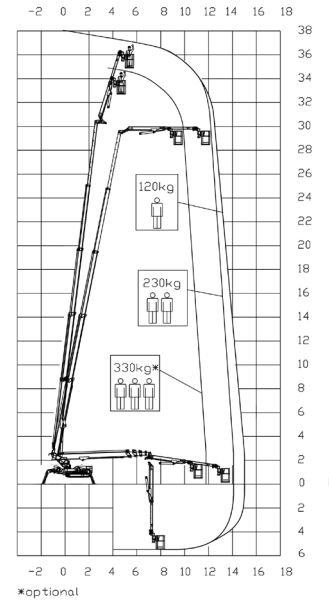





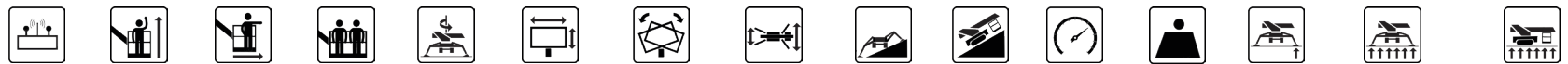
BI-ENERGY


 Diesel
18,2 kW

 Inverter actuated
Single-phase
Electric motor
230 VAC - 3 kW
or
Three-phase
Electric motor
400 VAC - 5,5 kW





11,8 m	14,1 m	15 m	7,3 m	9,5 m	L1	L2	W1	W2	W3
330* kg	230 kg	120 kg	330* kg	120/230 kg	5535 mm	7160 mm	5260 mm	3840 mm	2680 mm



XTJ 37+/C  37 m 15 m 330 kg* 660° 180x70 cm 90°+80° 2,68-5,26 m 23% 36% 2,5 km/h 7590 kg 55 kN 2,61 kN/m² 5,41 kN/m²

Available power options:

-  **ECO** (AC+BATTERY)
-  **HYBRID²** (DIESEL+AC+BATTERY)

The technical data may deviate +/- 3% from the specified values.

Characteristics and technical data are informative only and subjected to change without notice.

Palazzani Industrie S.p.A.


Via del Pavione, 4 - 25050 - Paderno F.C. (BS) - Italy

Tel. (+39) 0306857073

info@palazzani.it

www.palazzani.it





ECO



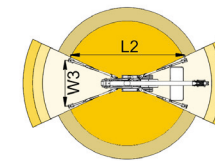
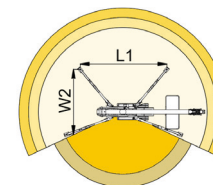
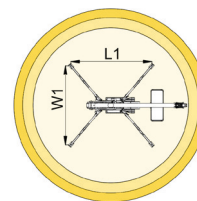
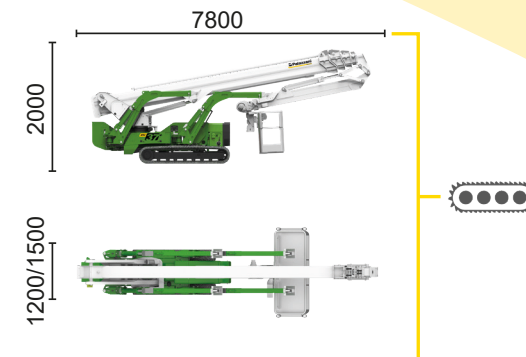
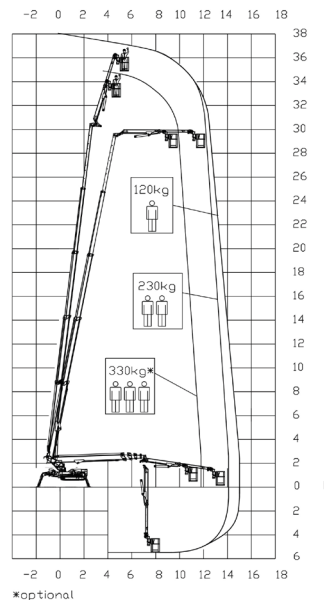
Inverter actuated
Electric motor
16 kW



Lithium iron
phosphate battery
LiFePO4
48 V - 420 Ah



Type 2 plug charge



11,8 m	14,1 m	15 m	7,3 m	9,5 m	L1	L2	W1	W2	W3
330* kg	230 kg	120 kg	330* kg	120/230 kg	5535 mm	7160 mm	5260 mm	3840 mm	2680 mm



XTJ 37+/C 37 m 15 m 330 kg* 660° 180x70 cm 90°+80° 2,68-5,26 m 23% 36% 2,5 km/h 7615 kg 55 kN 2,62 kN/m2 5,42 kN/m2

Available power options:

- BI-ENERGY** (DIESEL+AC)
- HYBRID²** (DIESEL+AC+BATTERY)

The technical data may deviate +/- 3% from the specified values.

Characteristics and technical data are informative only and subjected to change without notice.

Palazzani Industrie S.p.A.


Via del Pavione, 4 - 25050 - Paderno F.C. (BS) - Italy

Tel. (+39) 0306857073

info@palazzani.it

www.palazzani.it





HYBRID²



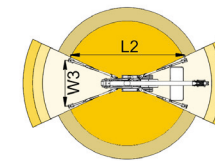
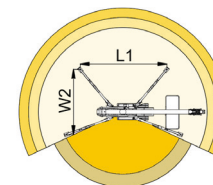
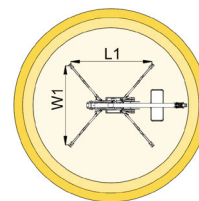
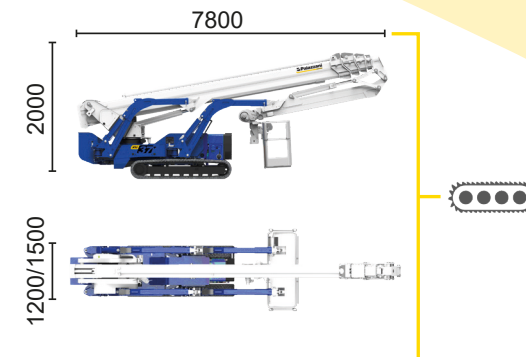
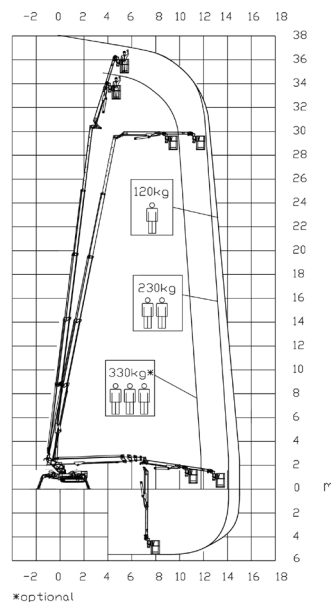
Diesel



Inverter actuated
Electric motor




Lithium iron
phosphate battery
LiFePO₄



11,8 m	14,1 m	15 m	7,3 m	9,5 m	L1	L2	W1	W2	W3
330* kg	230 kg	120 kg	330* kg	120/230 kg	5535 mm	7160 mm	5260 mm	3840 mm	2680 mm



XTJ 37+/C  37 m 15 m 330 kg* 660° 180x70 cm 90°+80° 2,68-5,26 m 23% 36% 2,5 km/h 7615 kg 55 kN 2,62 kN/m² 5,42 kN/m²

Available power options:
BI-ENERGY (DIESEL+AC)
ECO (AC+BATTERY)

The technical data may deviate +/- 3% from the specified values.
 Characteristics and technical data are informative only and subjected to change without notice.

Palazzani Industrie S.p.A.
 Via del Pavione, 4 - 25050 - Paderno F.C. (BS) - Italy
 Tel. (+39) 0306857073
 info@palazzani.it
 www.palazzani.it



NC 943 A 24